

All About the AudioEye Accessibility Toolkit

At the bottom right corner of our website (www.tippecanoe.in.gov), you'll find the internationally recognized accessibility icon, click this icon (*Figure 1*) to launch the AudioEye Visual Toolkit.



Figure 1

If you're not seeing the blue & white accessibility icon (Figure 1) then you may need to perform the following steps:

- 1. Ensure your web browser is allowing cookies. Cookies must be enabled for the accessibility toolkit to appear.*
- 2. Disable any ad-blocking software you have installed or add an exception for our site (www.tippecanoe.in.gov) to your ad-blocking software.*
- 3. Allow third-party cookies or add tippecanoe.in.gov to your third-party cookies exceptions list.*
- 4. If you're still not seeing the accessibility icon please try clearing your site settings for tippecanoe.in.gov.*

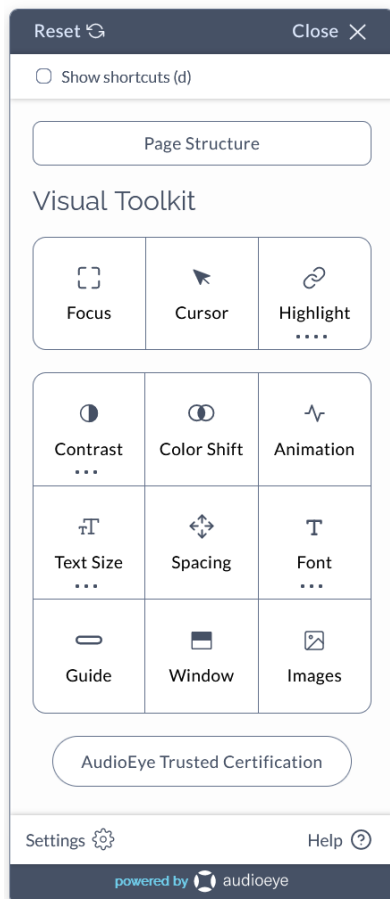



Figure 2

This is the Visual Toolkit. (*Figure 2*)

The Visual Toolkit contains various accessibility aids. Please read along as we will go over the function of each aid within the Visual Toolkit in the next section.

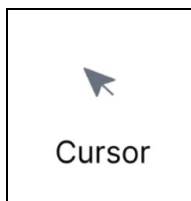
Visual Toolkit Features

Focus




Draws a colorful box around buttons and links, making them easier to find and select for visual keyboard users.

Cursor



Enlarges the mouse's cursor display for ease of tracking and improves the usability for low-vision users.


Highlight



Gives a bright colored highlight over headings, links, or the entire text for visual keyboard users.

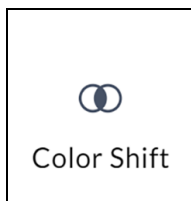
Visual Toolkit Features (continued)

Contrast




Provides options to sharpen the image, desaturate to remove color, and invert color elements into sharper contrast.

Color Shift



Shifts the color wheel allowing users with different forms of color blindness to perceive more contrast between colors

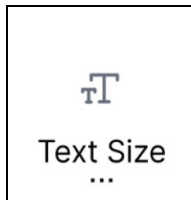
Animation



Eliminates potential hazards, like moving or flashing animations that may trigger epileptic seizures.


Visual Toolkit Features (continued)

Text Size



Enlarges all website body and headline copy for improved readability and usability for low-vision users.

Spacing



Changes the distance between words and lines of text for improved readability and usability for users.

Font



Changes the typeface on pages and includes a font intended to assist individuals with dyslexia.


Visual Toolkit Features (continued)

Guide




Enhances focus and improves reading comprehension by creating a horizontal line controlled by the cursor.

Window



Enhances focus and improves reading comprehension by blurring most of the page view as controlled by the cursor.

Images



Shows the alternative text that describes the images on the website when hovered over with the cursor.