

The
AREA PLAN COMMISSION
of Tippecanoe County

MPO Policy Board Meeting

Date.....December 08, 2022
Time.....2:00 PM
Place.....Virtual / Tippecanoe Room
County Office Building
20 North 3rd Street
Lafayette, Indiana

Members of the public may watch the livestream of the meeting at
<https://www.facebook.com/TippecanoeCountyIndiana> and
<https://www.youtube.com/c/TippecanoeCountyGovernment>

AGENDA

I. APPROVAL OF MINUTES FROM NOVEMBER 10, 2022

Documents:

[Policy Board 11.10.2022.pdf](#)

II. TEAL RD PROJECT UPDATE

A. Project Manager: Jessica Miller, Construction Project Engineer: Gannon Carnes

III. RESOLUTION T-22-14: RESOLUTION TO AMEND THE FY 2022-2026 TRANSPORTATION IMPROVEMENT PROGRAM (TIP)

A. INDOT: Highway interchange wrong way signage installation.

Documents:

[TIP Amendment INDOT Policy Rpt December 2022.pdf](#)

IV. ADOPTION OF STATEWIDE 2023 SAFETY PERFORMANCE MEASURES AND TARGETS



Documents:

[2024 and 2026 Bridge Condition Performance Measure Letter.pdf](#)
[2024 and 2026 On-Road Mobile Source Emission Target Performance Measure Letter.pdf](#)
[2024 and 2026 Pavement Condition Performance Measure Letter.pdf](#)

V. APC PROGRESS REPORT

A. MPO Update

- i. 2024-2028 Transportation Improvement Program development schedule
- ii. Annual Commuting Trends
- iii. South St Road Safety Audit Crash Heatmap
- iv. STIP Spending Summary

B. INDOT 18-Month Letting List

Documents:

[STATS Indiana Work Flow 2020.pdf](#)
[South Street Crash Heat Map wo SP CN crashes.pdf](#)
[STIP_2022-2026__checkbook_-update-Nov2022-draft.pdf](#)

VI. QUARTERLY REPORTS

A. Quarterly Project Tracking Summary

Documents:

[Quarterly Project Progress-Summary Report Q1.pdf](#)

VII. OTHER BUSINESS

VIII. CITIZEN COMMENTS

IX. ADJOURNMENT

Next meeting is virtual, January 12, 2023.

Check the APC website at <http://tippecanoe.in.gov/378/Area-Plan-Commission-APC> for updates.

In accordance with the requirements of Title II of the Americans with Disabilities Act of 1990 ("ADA"), the Area Plan Commission of Tippecanoe County will not discriminate against qualified individuals with disabilities on the basis of disability in its services, programs, or activities. For more information visit www.tippecanoe.in.gov/ada

MPO POLICY BOARD
Minutes
November 10, 2022
2:00 pm
Virtual/ Tippecanoe County Office

The meeting was held virtually. Members of the public may watch the livestream of the meeting at <https://www.facebook.com/TippecanoeCountyIndiana> or <https://www.youtube.com/channel/UCJleeA9ZQo9E11GdZTdjurQ/featured>

Members Present

Tony Roswarski	Mayor, City of Lafayette
John Dennis	Mayor, City of West Lafayette
David Byers	Tippecanoe County Commissioners
Larry Leverenz	President, Area Plan Commission
Perry Brown	President, Lafayette City Council
Peter Bunder	President, West Lafayette City Council
Cindy Murray (proxy for Gary Henriott)	Lafayette Board of Works
Ben Murray	Chair, GLPTC
Shane Spears	INDOT

Absent Voting Members

Kevin Underwood	President, County Council
-----------------	---------------------------

Non-Voting Members Present

Dave Griffie	City of Lafayette
Bryan Smith	CityBus
Mike Spencer	County Highway
Doug Poad	APC
Tim Stroshine	APC
Aria Staiger	APC

Tony Roswarski called the meeting to order at 2:00 PM, and he conducted a roll call of the members present.

I. APPROVAL OF MINUTES

Perry Brown moved to approve the minutes from the October 13, 2022 meeting. Dave Byers seconded, and the minutes, as submitted, were approved by unanimous roll call vote.

II. RESOLUTION T-22-13: RESOLUTION TO AMEND THE FY 2022-2026 TRANSPORTATION IMPROVEMENT PROGRAM (TIP)

A. Tippecanoe County: Program two new bridge replacement projects for Bridges #80 (on CR 700 W) and #83 (on CR 510 S) over Flint Creek.

Doug Poad said an amendment request was received by the Tippecanoe Highway Department. He explained federal funds were made available by INDOT for two bridge replacement projects, bridges #80 and #83. Bridge #80 is located on CR 700W, near West Point, and Bridge #83 is on CR 510S, both over Flint Creek. Target construction is for fiscal year 2027 and construction costs are nearly \$6 million. The Technical Transportation Committee reviewed the amendment request at the October 19, 2022 meeting and recommended approval. Updated information for Bridge #80 was received after the October meeting, showing increased costs, however, INDOT did provide the additional federal funds needed to cover the increase. APC staff is recommending approval of Resolution T-22-13.

Resolution T-22-13 was approved by unanimous roll call vote.

III. APC PROGRESS REPORT

A. MPO Update

i. US Bike Route 37

Doug Poad said INDOT recently provided a timeline to process and submit the approval of the bike route by April. The timeline includes an extensive public outreach, a survey, and a desire for cyclists to ride the route for feedback. Due to the weather changing, Doug foresees gathering a group of cyclists to drive the route in a car, instead of riding a bike. In addition, the route was sent to the three districts that are involved to provide feedback and review. A meeting is scheduled between the APC office and the Indianapolis office to get a clearer understanding of what they need from us. The hope is that the project will be submitted to AASHTO in April for their approval.

Cindy Murray asked if the proposed route is posted to the website.

Doug Poad explained that it is not posted. INDOT's plan is for public outreach with the intent to rollout the information at one time. Doug will ask at the upcoming meeting if they can post items for public viewing.

Tony Roswarski asked for the date of the meeting.

Doug Poad said it is scheduled for November 21, 2022.

John Dennis joined the meeting at 2:10pm

ii. Statewide 2023 Safety Performance Measures and Targets

Tim Stroshine said this is typically presented to the Board every year, either at the end of the year or at the beginning of the new year. With the Federal Transportation legislation, INDOT is required to track several performance measures such as safety, travel time reliability, emissions, and bridge/pavement conditions. Tim's office has received requests from INDOT for some information, however, safety has not yet been received. Numbers are available and will most likely be the numbers INDOT will want us to approve, but the office is waiting for a formal request from INDOT before it is brought to this Board. The hope is to bring all requests to this Board next month. This topic ties into the TIP development.

iii. 2024-2028 Transportation Improvement Program development schedule

Doug Poad said the Transportation Improvement Program (TIP) is the document where we allocate our federal gas tax funds for the next five years. The call for projects went out last month to all local governments, City Bus and the Purdue airport. Project requests are to be returned by December 9th. Those requests will be compiled, and the public information rollout will begin. The requests will be presented to the Citizen Participation Committee, posted to the website and public notices and letters will be mailed. Individual projects are reviewed at the January Technical Transportation Committee meeting. The information will then be presented to this Board. The goal date to have the draft prepared and sent to INDOT by February 24, 2023. The official public hearing will be held in March 2023. The draft document will be brought before the April Technical Transportation meeting and then to this Board's May meeting for review and approval.

iv. Annual Listing of Projects (ALOP)

Doug Poad stated they successfully met the September deadline that the Congressional legislation calls for. The document is available online and paper copies are available upon request. Many other state MPO's simply put a list together of the projects and funds, but our team takes the project a bit further and includes both federal and local projects. The Board of Works and Commissioner meeting minutes are reviewed and included in the document. Individual project sheets are included. This is a comprehensive document of road projects for the area.

Tony Roswarski added the information is very helpful and nice to see what everyone is doing together.

B. INDOT 18-Month Letting List

Doug Poad highlighted a few items on the list. There are three items with a November 16th bid letting date within Tippecanoe County. Project #2 is US 231 with auxiliary passing lanes, near 800S and the county line. The McCutcheon safety project has a December bid letting date and in January the Yeager Road project begins. Project 15 is not currently in the TIP. We need to find out from the INDOT Central office if federal funds are involved. The concrete pavement restoration at State Road 38 and I-65 has been moved from this month's bid letting to a July 2023 date. The Morehouse Road phase one project is one year away from the bid letting date. The bridge replacement over Wea Creek on Old US 231 is scheduled for December 2023.

Tim Stroshine said the Teal Road project manager has changed and was hoping to get contact information for that new person.

Shane Spears said he would reach out to Tim with the updated contact information. Shane also said that Project 15 on the bid-letting list is not a federally funded project.

IV. OTHER BUSINESS

Dave Byers asked John Dennis for an update on North River Road and when it might be opened. John Dennis said a lot of it depends on the weather and probably would not be finished this season.

V. CITIZEN COMMENTS

There were none.

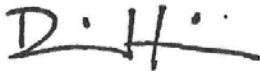
VI. ADJOURNMENT

John Dennis moved to adjourn. Cindy Murray seconded, and the meeting was adjourned by unanimous roll call vote.

The meeting adjourned at 2:23 PM.

Respectfully Submitted,
Kristina Lamb
Recording Secretary

Reviewed By,



David Hittle
Executive Director

**FY 2022-2026 TIP Amendment
Indiana Department of Transportation**

**Staff Report
November 29, 2022**

BACKGROUND AND REQUEST:

The Indiana Department of Transportation’s Office of Traffic Safety recently evaluated Interstate wrong way crashes. While only 168 occurred over a ten-year period, they resulted in 40 fatalities and 149 injuries. The analysis identified cluster locations and this list was used as a starting point for INDOT to create plans to deploy new countermeasures. At certain locations, the planned countermeasure is to install new “Wrong Way” signage with LED lights around the outside edge. The lights will flash continually. At other locations, the planned countermeasure is to install new “Wrong Way” signage along with detection units. If a vehicle is traveling in the wrong direction, the LED lights will activate and flash.

Within Tippecanoe County, the northbound I-65 exit ramp at SR 43 (interchange 178) will receive the first type of countermeasure: new signage that flashes continually.

At the interchange at SR 38 (interchange 168), the northbound and southbound exit ramps will receive the second type of countermeasure: new signage with detection units.

The following table provides detailed information about the project:

*Statewide, I-65 at SR 43 and SR 38 within Tippecanoe County (des # 2101774)
Contract # R-44356
Wrong Way Ramp Entry Initiative*

Phase	Year	Federal Funds	Federal	State	Total
PE	2023	NHPP	20,323	2,258	22,581
CE	2023	NHPP	5,806	645	6,451
CN	2023	NHPP	182,029	20,225	202,254

The Technical Transportation Committee reviewed the amendment request at its November 16, 2022 meeting and recommended approval.

RECOMMENDATION:

Staff recommends approval of this amendment to the FY 2022-2026 Transportation Improvement Program by adopting the attached Resolution, T-22-14.

Resolution T-22-14

RESOLUTION TO AMEND THE
FY 2022-2026 TRANSPORTATION IMPROVEMENT PROGRAM

WHEREAS, the Area Plan Commission of Tippecanoe County has been designated the Metropolitan Planning Organization by the Governor, and

WHEREAS, it is required that a Transportation Improvement Program be developed and include all local and state transportation projects for which US Department of Transportation funds are being requested, and

WHEREAS, the Indiana Department of Transportation requested changes to the FY 2022-2026 Transportation Improvement Programs as follows:

Project	Phase	Federal Funding	Year	Federal Share	Local Share	Total Cost
<i>Statewide, Des # 2101774, Contract # R-44356</i>						
<i>I-65 at SR 43 and SR 38 within Tippecanoe County</i>	PE	NHPP	2023	20,323	2,258	22,581
<i>Wrong Way Ramp Entry Initiative</i>	CE	NHPP	2023	5,806	645	6,451
	CN	NHPP	2023	182,029	20,225	202,254

WHEREAS, the Technical Transportation Committee reviewed the request at its November 16, 2022, meeting and recommended its inclusion in the FY 2022-2026 Transportation Improvement Programs, and

NOW THEREFORE BE IT RESOLVED that the Policy Board of the Metropolitan Planning Organization does hereby adopt this amendment to the FY 2022-2026 Transportation Improvement Program for the MPO Planning Area.

ADOPTED on Thursday the 8th of December, 2022.

Tony Roswarski
President

David Hittle
Secretary



Area Plan Commission of Tippecanoe County, Indiana

December 9, 2022

Mr. Louis Feagans, Statewide Technical Services Director
Mr. Roy Nunnally, Director Long Range Planning, Modeling and Traffic Statistics
Indiana Department of Transportation
100 Senate Street N755
Indianapolis, IN 46204

RE: Bridge Condition Target Performance Measures

Dear Gentlemen,

The Area Plan Commission of Tippecanoe County (APCTC) has elected to support the state towards the accomplishment of the Indiana Department of Transportation's 2024 and 2026 statewide bridge condition targets for the performance measures listed below.

- 1) Percent of NHS bridges by deck area classified as in Good condition
- 2) Percent of NHS bridges by deck area classified as in Poor condition

All NHS bridges – interstate and non-interstate – in the Lafayette MPA are under the jurisdiction of INDOT, thus there are no local projects that can contribute to NHS bridge condition.

The APCTC agrees to support the 2024 and 2026 statewide bridge condition targets established by the Indiana Department of Transportation that will be reported to the Federal Highway Administration. The 2024 and 2026 statewide bridge condition targets based on a certified Transportation Asset Management Plan are:

2024 Percent of NHS bridges by deck area classified in Good condition – 49.00%
2024 Percent of NHA bridges by deck area classified in Poor condition – 3.00%
2026 Percent of NHS bridges by deck area classified in Good condition – 47.50%
2026 Percent of NHS bridges by deck area classified in Poor condition – 3.00%

APCTC will support the bridge condition targets by asking INDOT to include the MPO in early coordination and scoping of NHS bridge planning activities, programs and projects within the MPA. The MPO Policy Board approved this action at its regularly scheduled meeting on December 8, 2022. The approved minutes of that meeting will be available upon request and on our website.

Sincerely,

David Hittle, Executive Director
Area Plan Commission of Tippecanoe County



Area Plan Commission of Tippecanoe County, Indiana

December 9, 2022

Mr. Louis Feagans, Statewide Technical Services Director
Mr. Roy Nunnally, Director Long Range Planning, Modeling and Traffic Statistics
Indiana Department of Transportation
100 Senate Street N755
Indianapolis, IN 46204

RE: On-Road Mobile Source Emission and Reliability Performance Measures

Dear Gentlemen,

Although the Lafayette MPO is an attainment area and this performance measure does not apply, the Area Plan Commission of Tippecanoe County (APCTC) has elected to plan and program projects so that they contribute towards the accomplishment of the Indiana Department of Transportation's 2024 and 2026 statewide on-road mobile source emissions and reliability targets for the performance measures listed below.

- 1) CMAQ project reduction volatile organic compounds (VOC)
- 2) CMAQ project reduction carbon monoxide (CO)
- 3) CMAQ project reduction oxides of nitrogen (NOx)
- 4) CMAQ project reduction particulate matter less than 10 microns (PM10)
- 5) CMAQ project reduction particulate matter less than 2.5 microns (PM2.5)
- 6) Interstate Percentage of Person-Miles Reliable
- 7) Non-Interstate Percentage of Person-Miles Reliable
- 8) Truck Travel Time Reliability Index

The APCTC agrees to support the 2024 and 2026 statewide on-road mobile source emissions and reliability targets established by the Indiana Department of Transportation that will be reported to the Federal Highway Administration. The 2024 and 2026 statewide on-road mobile source emissions and reliability targets based on a certified Transportation Asset Management Plan are:

2024 Volatile organic compounds reduction of 590 kilograms per day
2024 Carbon Monoxide reduction of 330 kilograms per day
2024 Oxides of nitrogen reduction of 690 kilograms per day
2024 Particulate matter less than 10 microns reduction of 0.02 kilograms per day
2024 Particulate matter less than 2.5 microns reduction of 3.0 kilograms per day
2024 Interstate Percentage of Person-Miles Reliable of 93.0%
2024 Non-Interstate Percentage of Person-Miles Reliable of 93.0%
2024 Truck Travel Time Reliability Index of 1.32
2026 Volatile organic compounds reduction of 600 kilograms per day
2026 Carbon Monoxide reduction of 520 kilograms per day
2026 Oxides of nitrogen reduction of 725 kilograms per day
2026 Particulate matter less than 10 microns reduction of 0.03 kilograms per day
2026 Particulate matter less than 2.5 microns reduction of 4 kilograms per day
2026 Interstate Percentage of Person-Miles Reliable of 93.5%

2026 Non-Interstate Percentage of Person-Miles Reliable of 93.5%
2026 Truck Travel Time Reliability Index of 1.30

Because the MPO is an attainment area, APCTC will support the statewide targets and we will continue our efforts to maintain our attainment status by programming intersection improvements, roundabouts, sidewalks, trails and other projects in the Metropolitan Transportation Plan and the Transportation Improvement Program that serve to reduce statewide on-road mobile source emissions and increase reliability. The MPO Policy Board approved this action at its regularly scheduled meeting on December 8, 2022. The approved minutes of that meeting will be available upon request and on our website.

Sincerely,

A handwritten signature in black ink, appearing to read "D. Hittle", with a horizontal line extending to the right from the end of the name.

David Hittle, Executive Director
Area Plan Commission of Tippecanoe County



Area Plan Commission of Tippecanoe County, Indiana

December 9, 2022

Mr. Louis Feagans, Statewide Technical Services Director
Mr. Roy Nunnally, Director Long Range Planning, Modeling and Traffic Statistics
Indiana Department of Transportation
100 Senate Street N755
Indianapolis, IN 46204

RE: Pavement Condition Target Performance Measures

Dear Gentlemen,

The Area Plan Commission of Tippecanoe County (APCTC) has elected to support the state toward the accomplishment of the Indiana Department of Transportation's 2024 and 2026 statewide pavement condition targets for the performance measures listed below.

- 1) Percent of Interstate pavements in Good condition
- 2) Percent of Interstate pavements in Poor condition
- 3) Percent of non-Interstate NHS pavements in Good condition
- 4) Percent of non-Interstate NHS pavements in Poor condition

All NHS routes – interstate and non-interstate – in the Lafayette MPA are under the jurisdiction of INDOT, thus there are no local projects that can contribute to NHS pavement condition.

The APCTC agrees to support the 2024 and 2026 statewide pavement targets established by the Indiana Department of Transportation that will be reported to the Federal Highway Administration. The 2024 and 2026 statewide pavement condition targets based on a certified Transportation Asset Management Plan are:

2024 Percent of Interstate pavements in Good condition – 60.00%
2024 Percent of Interstate pavements in Poor condition – 1.00%
2024 Percent of non-Interstate NHS pavements in Good condition – 50.00%
2024 Percent of non-Interstate NHS pavements in Poor condition – 1.50%

2026 Percent of Interstate pavements in Good condition – 62.00%
2026 Percent of Interstate pavements in Poor condition – 1.00%
2026 Percent of non-Interstate NHS pavements in Good condition – 48.00%
2026 Percent of non-Interstate NHS pavements in Poor condition – 1.50%

APCTC will support the pavement condition targets by asking INDOT to include the MPO in early coordination and scoping of NHS pavement planning activities, programs and projects within the MPA. The MPO Policy Board approved this action at its regularly scheduled meeting on December 8, 2022. The approved minutes of that meeting will be available upon request and on our website.

Sincerely,

A handwritten signature in dark ink, appearing to read "D. Hittle", with a horizontal line extending to the right from the end of the name.

David Hittle, Executive Director
Area Plan Commission of Tippecanoe County

Annual Commuting Trends Profile Tippecanoe County, Indiana

Based on Indiana IT-40 Returns for Tax Year 2020

Overview

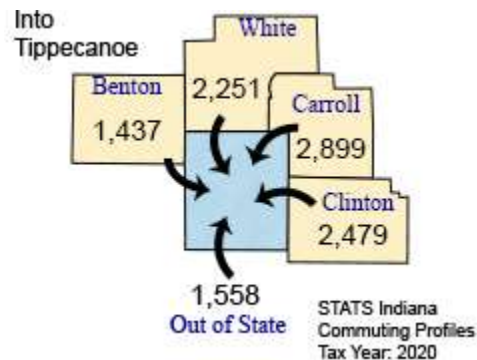
Workers	
Number of people who live in Tippecanoe County and work (implied resident labor force)	111,050*
Number of people who live AND work in Tippecanoe County	105,017*
Total number of people who work in Tippecanoe County (implied workforce)	125,587

* This number is artificially inflated.

Commuters	
Number of people who live in Tippecanoe County but work outside the county	6,033
Number of people who live in another county (or state) but work in Tippecanoe County	20,570

Top 5 counties sending workers INTO Tippecanoe County:

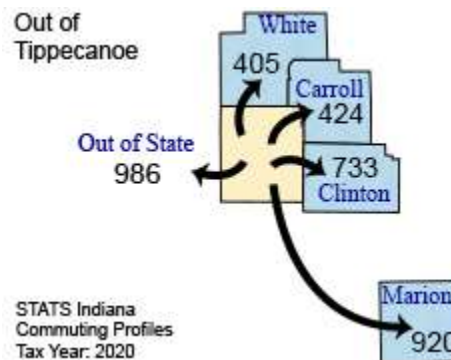
County Sending Workers	Workers
Carroll County	2,899
Clinton County	2,479
White County	2,251
Out of State	1,558
Benton County	1,437
Total of above	10,624



(8.5% of Tippecanoe County workforce)

Top 5 counties sending workers FROM Tippecanoe County:

County Receiving Workers	Workers
Out of State	986
Marion County	920
Clinton County	733
Carroll County	424
White County	405
Total of above	3,468



(3.1% of Tippecanoe County labor force)

Annual Commuting Trends Profile

Tippecanoe County

STATS INDIANA

Based on Indiana IT-40 Returns for Tax Year 2020

Number of people who lived in Tippecanoe County and work (implied resident labor force)*

2020	111,050	*	<i>*Note: This number is artificially inflated</i>
2019	109,567	*	
2018	107,218	*	
2017	106,404	*	
2016	103,786	*	
2015	104,372	*	
2014	103,175		
2013	101,051		
2012	100,792		
2011	98,987		
2010	97,165		

Number of people who live AND work in Tippecanoe County*

2020	105,017	*	<i>*Note: This number is artificially inflated</i>
2019	103,572	*	
2018	101,466	*	
2017	100,757	*	
2016	98,201	*	
2015	98,889	*	
2014	97,762		
2013	95,832		
2012	95,601		
2011	94,060		
2010	92,400		

Total number of people who work in Tippecanoe County (implied work force)

2020	125,587
2019	125,350
2018	122,077
2017	120,918
2016	117,242
2015	117,856
2014	116,186
2013	114,023
2012	114,015
2011	111,744
2010	109,702

Number of people who live in Tippecanoe County but work outside the county

2020	6,033
2019	5,995
2018	5,752
2017	5,647
2016	5,585
2015	5,483
2014	5,413
2013	5,219
2012	5,191
2011	4,927
2010	4,765

Number of people who live in another county (or state) but work in Tippecanoe County

2020	20,570
2019	21,778
2018	20,611
2017	20,161
2016	19,041
2015	18,967
2014	18,424
2013	18,191
2012	18,414
2011	17,684
2010	17,302

Top 5 Counties Sending Workers INTO Tippecanoe County

2020	Carroll Co.	2,899	Clinton Co.	2,479	White Co.	2,251	Out of State	1,558	Benton Co.	1,437
2019	Carroll Co.	2,939	Clinton Co.	2,501	White Co.	2,356	Out of State	2,003	Benton Co.	1,435
2018	Carroll Co.	2,864	Clinton Co.	2,434	White Co.	2,343	Out of State	1,528	Benton Co.	1,402
2017	Carroll Co.	2,816	Clinton Co.	2,461	White Co.	2,298	Out of State	1,461	Benton Co.	1,388
2016	Carroll Co.	2,694	Clinton Co.	2,397	White Co.	2,204	Benton Co.	1,325	Out of State	1,289
2015	Carroll Co.	2,664	Clinton Co.	2,412	White Co.	2,221	Benton Co.	1,330	Out of State	1,311
2014	Carroll Co.	2,657	Clinton Co.	2,444	White Co.	2,229	Benton Co.	1,290	Out of State	1,039
2013	Carroll Co.	2,717	Clinton Co.	2,442	White Co.	2,304	Benton Co.	1,291	Montgomery Co.	995
2012	Carroll Co.	2,737	Clinton Co.	2,470	White Co.	2,346	Benton Co.	1,329	Montgomery Co.	966
2011	Carroll Co.	2,738	Clinton Co.	2,443	White Co.	2,323	Benton Co.	1,351	Warren Co.	934
2010	Carroll Co.	2,685	Clinton Co.	2,421	White Co.	2,311	Benton Co.	1,307	Warren Co.	938

Top 5 Counties Receiving workers FROM Tippecanoe County

2020	Out of State	986	Marion Co.	920	Clinton Co.	733	Carroll Co.	424	White Co.	405
2019	Out of State	1,035	Marion Co.	911	Clinton Co.	683	Carroll Co.	416	White Co.	399
2018	Out of State	915	Marion Co.	852	Clinton Co.	676	White Co.	406	Carroll Co.	394
2017	Marion Co.	831	Out of State	795	Clinton Co.	682	Carroll Co.	393	White Co.	388
2016	Marion Co.	804	Out of State	764	Clinton Co.	680	White Co.	418	Carroll Co.	373
2015	Marion Co.	812	Out of State	703	Clinton Co.	687	White Co.	442	Carroll Co.	428
2014	Marion Co.	816	Clinton Co.	676	Out of State	676	White Co.	454	Carroll Co.	430
2013	Marion Co.	821	Clinton Co.	656	Out of State	550	White Co.	426	Carroll Co.	401
2012	Marion Co.	907	Clinton Co.	624	Out of State	609	White Co.	396	Carroll Co.	350
2011	Marion Co.	794	Clinton Co.	629	Out of State	574	White Co.	406	Carroll Co.	307
2010	Marion Co.	779	Clinton Co.	614	Out of State	476	White Co.	380	Montgomery Co.	311

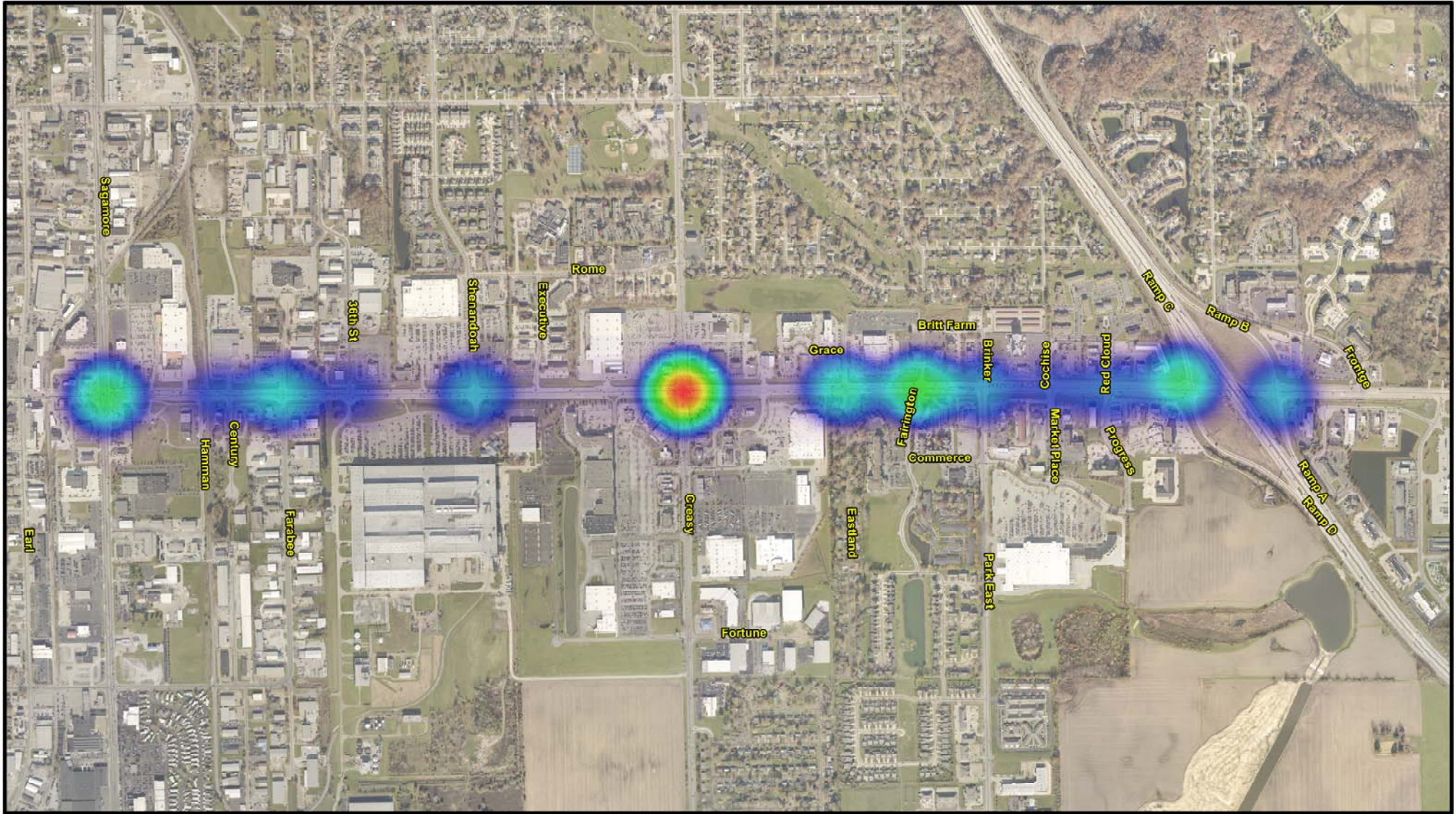
Important Notes

Since this is based on tax returns, only those people who filed tax returns are included in the "population" universe. These figures are provided as a reflection of commuting patterns into and out of a specific county. They should not be used as a proxy for employment patterns, and will not match labor force or employment numbers from sources such as the Bureau of Labor Statistics. Rather, they provide guidance on the flows of workers and the potential labor supply within a region.

When filling out the IT-40, retired persons, homemakers and unemployed individuals are instructed to record the county where they live as the county where they work as well. This serves to artificially inflate both the implied resident labor forces and the number of people who live and work in the same county for all years of data.

The residency rules for filing the IT-40 or the forms where the state has reciprocal agreements can affect the commuting data we use from the tax forms. For example, if you were an Indiana resident at the time you enlisted in the military service, Indiana will be your home of record and you are considered to be a full-year Indiana resident for state income tax purposes during your enlistment regardless of where you are stationed, and all of your income will be taxed by Indiana. If the Indiana resident was stationed in a state beyond Indiana's neighboring states, then the commuting patterns data set would show this resident as living in an Indiana county and commuting to work "Out of State." For information on residency status, please review all of the associated IT-40 forms.

South Street Crash Heat Map Between Sagamore Parkway and I-65



Crashes are from January 1, 2016 through July 31, 2021

Excludes Crashes at Sagamore Parkway That Were Related to Construction

Prepared by the Area Plan Commission of Tippecanoe County, October 31, 2022



STIP FINANCIAL SUMMARY FOR 2022 thru 2026

TOTAL RESOURCES:	Estimated FY2022	Estimated FY2023	Estimated FY2024	Estimated FY2025	Estimated FY2026
State Federal-aid FHWA fund ¹	\$ 1,131,830,223	\$ 1,044,560,993	\$ 1,048,489,731	\$ 1,047,797,043	\$ 1,067,490,500
State Federal-aid FHWA Earmarks	\$ 6,907,502	\$ 257,000	\$ 179,915		
Federal Grant fund ²	\$ 61,582,141	\$ 44,667,108			
covid relief funds to be added	\$ 177,300,000				
American Rescue Plan Act (ARPA)	\$ 205,000,000	\$ 900,000,000			
Local FA COVID Relief Funds	\$ 2,818,647	\$ 15,760,622	\$ 19,567,886	\$ 20,949,302	
Local Federal-aid FHWA Funds	\$ 297,434,508	\$ 313,532,938	\$ 319,842,517	\$ 326,278,288	\$ 332,842,773
Local Federal-aid FHWA Earmarks	\$ 4,135,354	\$ -			
Subtotal of Federal-aid FHWA funds =	\$ 1,887,008,375	\$ 2,318,778,661	\$ 1,388,080,049	\$ 1,395,024,633	\$ 1,400,333,273
Subtotal of Federal-aid FTA funds =	\$25,294,983	\$25,294,983	\$25,294,983	\$25,294,983	\$25,294,983
State Highway Funds	\$ 1,937,512,970	\$ 1,659,639,977	\$ 1,580,032,249	\$ 1,641,615,699	\$ 1,649,222,090
State Highway Road Construction Improvement Fund	\$ 70,000,000	\$ 70,000,000	\$ 70,000,000	\$ 70,000,000	\$ 70,000,000
Crossroads Fund	\$ 40,162,894	\$ 40,280,000	\$ 40,390,000	\$ 40,490,000	\$ 40,600,000
Subtotal of State funds =	\$ 2,047,675,864	\$ 1,769,919,977	\$ 1,690,422,249	\$ 1,752,105,699	\$ 1,759,822,090
Subtotal of Local Highway funds =	\$ 75,392,465	\$ 78,383,235	\$ 79,960,629	\$ 81,569,572	\$ 83,210,693
Total of All Available Resources	\$ 4,035,371,687	\$ 4,192,376,856	\$ 3,183,757,910	\$ 3,253,994,887	\$ 3,268,661,039

TOTAL USES: FY2020 - FY2024

Local Programs					
Local MPO and non-MPO projects	\$ 254,400,000	\$ 278,300,000	\$ 140,500,000		
FTA programs	\$ 25,294,983	\$ 25,294,983	\$ 25,294,983	\$ 25,294,983	\$ 25,294,983
Subtotal of Local Uses =	\$ 279,694,983	\$ 303,594,983	\$ 165,794,983	\$ 25,294,983	\$ 25,294,983

INDOT Programs & Special Projects	Estimated 2022	Estimated 2023	Estimated 2024	Estimated 2025	Estimated 2026
Preservation & Expansion projects					
within Metropolitan Planning Areas	\$ 700,346,001	\$ 982,389,203	\$ 235,347,490	\$ 918,269,673	\$ 1,234,281,628
Rural Areas	\$ 963,353,426	\$ 883,918,821	\$ 608,091,708	\$ 709,447,957	\$ 894,193,236
Ohio River Bridges (ORB) ³	\$ 41,200,479	\$ 42,230,496	\$ 43,286,251		
I-69 Section 6 ⁴	\$ 804,400,538	\$ 368,363,923	\$ 135,538,804	\$ 4,161,000	
Clear Path Project ⁵	\$ 85,015,480	\$ 364,529,817	\$ 8,940,000	\$ 5,626,667	
North Split Project ⁷	\$ 62,608,904	\$ 192,206,616	\$ 3,243,456		
Ohio River Crossing (I-69 Henderson-Evansville) Project - IN only ⁸	\$ 3,000,000	\$ 20,149,302	\$ 99,900,000	\$ 134,000,000	
Sherman Minton Corridor Project - IN only ⁹	\$ 25,806,833	\$ 33,172,328	\$ 1,441,975		
I-65 Added Travel Lanes Tippecanoe Co. ¹⁰	\$ 107,329,688				
I-70 Added Travel Lanes Hancock Co. ¹¹	\$ 164,474,959	\$ 521,583			
Operating Budget (includes MWP and SPR)	\$ 579,200,000	\$ 587,600,000	\$ 600,900,000	\$ 614,500,000	\$ 625,700,000
Debt Service	\$ 113,400,000	\$ 113,800,000	\$ 114,200,000	\$ 114,300,000	\$ 75,400,000
Subtotal of INDOT Uses =	\$ 3,650,136,308	\$ 3,588,882,090	\$ 1,850,889,684	\$ 2,500,305,297	\$ 2,829,574,864

Costs yet to be identified from future needs and illustrative information	\$ 105,540,396	\$ 299,899,783	\$ 1,167,073,244	\$ 728,394,607	\$ 413,791,192
---	----------------	----------------	------------------	----------------	----------------

Total of All Uses **\$ 4,035,371,687** **\$ 4,192,376,856** **\$ 3,183,757,910** **\$ 3,253,994,887** **\$ 3,268,661,039**

1. State Federal-aid FHWA funds reflects State/Local Sharing of Federal Formula Apportionments for FFY 2022 plus price favorability and carry over.
2. US Department of Transportation's Better Utilizing Investments to Leverage Development (BUILD) grant - INDOT grant awards totaling \$40 million for Interstate expansion projects on I-65
3. Source for 2022 - 2026: PPA Exhibit 9 - MAP Limits
<https://www.in.gov/ifa/files/ORB%20EEC-%20Executed%20PPA.PDF>
4. Source for 2022 - 2026: I-69 S6 FPAU 2021
<https://www.in.gov/indot/projects/i69/section-6-martinsville-to-indianapolis/project-documents/>
5. Source for 2022 - 2026: Clear Path IFP 2021
<https://www.in.gov/indot/about-indot/central-office/welcome-to-the-greenfield-district/clear-path-465-interstate-465-and-69-northeast/>
6. Source for 2022 - 2026: I-64 Southeast FPAU 2021
<https://www.in.gov/indot/about-indot/central-office/welcome-to-the-seymour-district/i-65-added-travel-lanes-and-rehabilitation-between-columbus->
7. Source for 2022 - 2026: North Split FPAU 2021
<https://www.in.gov/dot/div/contracts/NorthSplit/NorthSplit.htm>
8. Source for 2022 - 2026: Ohio River Crossing IFP 2021 (does not include recent \$200M from Gov.)
<https://www.in.gov/indot/about-indot/central-office/welcome-to-the-vincennes-district/i-69-ohio-river-crossing/>
9. Source for 2022 - 2026: Sherman Minton FPAU 2021
<https://www.in.gov/dot/div/contracts/ShermanMinton/ShermanMintonCorridorProject.htm>

10. Source for 2022 - 2026: I-65 ATL Tippecanoe Co. IFP 2022

<https://www.in.gov/indot/about-indot/central-office/welcome-to-the-crawfordsville-district/i-65-added-travel-lanes-tippecanoe-county/>

11. Source for 2022 - 2026: I-70 ATL Hancock Co. IFP 2021

<https://www.in.gov/indot/about-indot/central-office/welcome-to-the-greenfield-district/i-70mt-comfort-road-to-sr-9/>

DRAFT

Original figures for comparison to amended Financial Summary

STIP FINANCIAL SUMMARY FOR 2022 thru 2026

TOTAL RESOURCES:	Estimated FY2022	Estimated FY2023	Estimated FY2024	Estimated FY2025	Estimated FY2026
State Federal-aid FHWA fund ¹	\$ 1,131,830,223	\$ 1,044,560,993	\$ 1,048,489,731	\$ 1,047,797,043	\$ 1,067,490,500
State Federal-aid FHWA Earmarks	\$ 6,907,502	\$ 257,000	\$ 179,915		
Federal Grant fund ²	\$ 61,582,141	\$ 44,667,108			
covid relief funds to be added	\$ 177,300,000				
American Rescue Plan Act (ARPA)	\$ 205,000,000	\$ 900,000,000			
Local FA COVID Relief Funds	\$ 2,818,647	\$ 15,760,622	\$ 19,567,886	\$ 20,949,302	
Local Federal-aid FHWA Funds	\$ 297,434,508	\$ 313,532,938	\$ 319,842,517	\$ 326,278,288	\$ 332,842,773
Local Federal-aid FHWA Earmarks	\$ 4,135,354	\$ -			
Subtotal of Federal-aid FHWA funds =	\$ 1,887,008,375	\$ 2,318,778,661	\$ 1,388,080,049	\$ 1,395,024,633	\$ 1,400,333,273
Subtotal of Federal-aid FTA funds =	\$25,294,983	\$25,294,983	\$25,294,983	\$25,294,983	\$25,294,983
State Highway Funds	\$ 1,937,512,970	\$ 1,659,639,977	\$ 1,580,032,249	\$ 1,641,615,699	\$ 1,649,222,090
State Highway Road Construction Improvement Fund	\$ 70,000,000	\$ 70,000,000	\$ 70,000,000	\$ 70,000,000	\$ 70,000,000
Crossroads Fund	\$ 40,162,894	\$ 40,280,000	\$ 40,390,000	\$ 40,490,000	\$ 40,600,000
Subtotal of State funds =	\$ 2,047,675,864	\$ 1,769,919,977	\$ 1,690,422,249	\$ 1,752,105,699	\$ 1,759,822,090
Subtotal of Local Highway funds =	\$ 75,392,465	\$ 78,383,235	\$ 79,960,629	\$ 81,569,572	\$ 83,210,693
Total of All Available Resources	\$ 4,035,371,687	\$ 4,192,376,856	\$ 3,183,757,910	\$ 3,253,994,887	\$ 3,268,661,039

TOTAL USES: FY2020 - FY2024

Local Programs

Local MPO and non-MPO projects	\$ 254,400,000	\$ 278,300,000	\$ 140,500,000		
FTA programs	\$ 25,294,983	\$ 25,294,983	\$ 25,294,983	\$ 25,294,983	\$ 25,294,983
Subtotal of Local Uses =	\$ 279,694,983	\$ 303,594,983	\$ 165,794,983	\$ 25,294,983	\$ 25,294,983

INDOT Programs & Special Projects ³	Estimated 2022	Estimated 2023	Estimated 2024	Estimated 2025	Estimated 2026
Preservation & Expansion projects					
within Metropolitan Planning Areas	\$ 517,715,254	\$ 326,662,687	\$ 602,496,800	\$ 404,151,409	\$ 215,994,669
Rural Areas	\$ 963,353,426	\$ 883,918,821	\$ 608,091,708	\$ 709,447,957	\$ 894,193,236
Ohio River Bridges (ORB) ⁴	\$ 41,200,479	\$ 42,230,496	\$ 43,286,251		
I-69 Section 5	\$ 598,200	\$ 100,100	\$ 100,100		
I-69 Section 6 ⁵	\$ 443,445,016	\$ 352,389,976	\$ 255,762,732	\$ 18,358,829	
Clear Path Project ⁶	\$ 75,384,318	\$ 131,740,000	\$ 129,940,000	\$ 57,626,667	\$ 6,500,000
I-65 Southeast Project ⁷	\$ 1,727,498				
North Split Project ⁸	\$ 171,357,020	\$ 45,511,480			
Ohio River Crossing (I-69 Henderson-Evansville) Project - IN only ⁹	\$ 506,876				
Sherman Minton Corridor Project - IN only ¹⁰	\$ 21,091,098	\$ 20,830,105	\$ 12,474,539		
I-65 Added Travel Lanes Tippecanoe Co. ¹¹	\$ 107,329,688				
I-70 Added Travel Lanes Hancock Co. ¹²	\$ 107,424,334				
Operating Budget (includes MWP and SPR)	\$ 579,200,000	\$ 587,600,000	\$ 600,900,000	\$ 614,500,000	\$ 625,700,000
Debt Service	\$ 113,400,000	\$ 113,800,000	\$ 114,200,000	\$ 114,300,000	\$ 75,400,000
Subtotal of INDOT Uses =	\$ 3,143,733,208	\$ 2,504,783,666	\$ 2,367,252,130	\$ 1,918,384,862	\$ 1,817,787,905

Costs yet to be identified from future needs and illustrative information	\$ 611,943,497	\$ 1,383,998,207	\$ 650,710,798	\$ 1,310,315,042	\$ 1,425,578,151
---	----------------	------------------	----------------	------------------	------------------

Total of All Uses \$ 4,035,371,687 \$ 4,192,376,856 \$ 3,183,757,910 \$ 3,253,994,887 \$ 3,268,661,039

Total of all projects that are within the boundaries of the metropolitan planning areas

Total of all projects that are in rural areas of the state

1. State Federal-aid FHWA funds reflects State/Local Sharing of Federal Formula Apportionments for FFY 2022 plus price favoribility and carry over.

2. US Department of Transportation's Better Utilizing Investments to Leverage Development (BUILD) grant - INDOT grant awards totaling \$40 million for Interstate expansion projects on I-65

3. Preservation and Expansion uses broken out MPO and Rural separately.

4. Source for 2022 - 2026: PPA Exhibit 9 - MAP Limits

<https://www.in.gov/ifa/files/ORB%20EEC-%20Executed%20PPA.PDF>

5. Source for 2022 - 2026: I-69 S6 FPAU 2021

<https://www.in.gov/indot/projects/i69/section-6-martinsville-to-indianapolis/project-documents/>

6. Source for 2022 - 2026: Clear Path IFP 2021

<https://www.in.gov/indot/about-indot/central-office/welcome-to-the-greenfield-district/clear-path-465-interstate-465-and-69-northeast/>

7. Source for 2022 - 2026: I-64 Southeast FPAU 2021



INDOT Seeking Public Comment on the Statewide Transportation Improvement Program (STIP) Financial Summary Amendment

Please review the funding summary update amendment [here](#). The updates are highlighted in yellow on page 1, and the original funding table is included as the last page of the document for comparison.

The public comment period is open through **Sunday, November 27, 2022**. Please share your **comments** by using this [form](#), emailing to draftstip@indot.in.gov, or mailing to:

INDOT
Attn: Cat Seely, Planning Public Outreach Manager
100 N. Senate Ave., IGCN 758
Indianapolis, IN 46204

What is the STIP?

The State Transportation Improvement Program (STIP) is Indiana's four-five planning and construction document that lists all projects, and project phases, expected to be funded within 5 years with federal funds as well as state-funded projects that has been deemed Regionally Significant. It is prepared in cooperation with local government entities throughout Indiana, including Transportation Planning Regions (TPRs), Metropolitan Planning Organizations (MPOs), and Regional Planning Organizations (RPOs). The STIP identifies the funding and the scheduling of transportation projects and programs by fiscal year (July 1 through June 30). It includes all state and local transportation projects funded with federal highway and/or federal transit funding along with 100 percent state funded transportation projects (including highway, passenger rail, freight, public transit, bicycle and pedestrian, and projects in the national parks).

The STIP is developed on a two-year cycle, amended monthly, and must be approved by the Federal Highway Authority (FHWA) and the Federal Transit Authority (FTA). Indiana is currently operating under the 2022-2026 STIP. Visit the [STIP web page](#) to learn more!

Why is it being amended?

Periodically, changes are made to a project's scope, cost and year of proposed construction. Changes are made with either amendment or an administrative modification to the STIP.

Major changes to the STIP require an amendment with a public comment period. Examples are:

- Adding a new project or phase that was not included in the current STIP
- A significant increase or decrease in project cost
- A change in project scope

Quarterly Project Progress Summary Report, FY 2023 First Quarter

Tippecanoe County

- The Klondike Road project has been closed out.
- NOT has been submitted for the Lindberg Road project.
- The County Highway Department is working on finalizing project milestone dates for the North Ninth Street Road Bridge project.
- Ribbon cutting for the River Road at CR 500 N project occurred on November 16th.
- Both phases of the Morehouse Road project are on track. The County Highway Department is working with APC to sort out the funding for each phase.
- The Yeager Road project is on track for a January letting.
- The McCutcheon Pedestrian Safety project is on track for a December letting.
- The Bridge #80 and Bridge #83 projects have been amended into the TIP.
- The next cycle of the County Bridge Inspection program has started, but there are some delays in the reporting at the state level. This has caused a temporary delay in getting information from the quarterly reports.
- Delays in geotechnical reporting may impact milestone dates for the Bridge #527 project.
- No comments for the Bridge #64, and Bridge #65 projects.

Lafayette

- There was a slight cost increase for the South 9th Street project, and a few project milestones moved to later dates.
- The Park East Boulevard project is expected to be closed out by next quarter.

West Lafayette

- Construction has started for the Sagamore Parkway Trail project.
- The Soldiers Home Road Phase 1 project has been split into different Des numbers. APC will continue to work with West Lafayette to track this project.